



¡DISEÑA TU SALÓN STEM O MAKERSPACE CON CEF!



Located near Hickory, North Carolina, the heart of the furniture belt, CEF (Custom Educational Furnishings) has been hand assembling furniture for over 40 years. CEF offers an award winning and innovative product line that accommodates virtually all areas of a school. We are a leader in creating Makerspace & STEM focused furniture which has expanded into the classroom, media centers, common areas, and more. Additionally, we have years of experience in manufacturing charging and media carts, computer tables, and lecterns; each thoughtfully designed with both teacher and student in mind.

At CEF, we take great pride in producing makerspace, classroom and technology furniture that accommodates specific needs, and is built with quality and functionality in mind. We have a trained and dedicated team that carefully assembles all offered products while providing convenient lead times.

We are proud of our product line and the employees that make CEF a driven, genuine company. Our showroom and factory doors are always open for site visits, and we invite you to experience the success that is Custom Educational Furnishings.

TABLE OF CONTENTS

MUEBLES PARA MAKERSPACE

The ED Series.....	8
IDEA Island.....	12
Quad Pod.....	13
Stewart Storage Cart.....	14
Multi-Maker Series.....	15

SALONES

Limber.....	17
Sit-to-Stand Teacher Desk.....	18
Creation Cube.....	19
Dry Erase Nesting Tables.....	20
Individual Student Desk.....	20
Collaboration Team Table.....	21
Standard Tilt Table.....	21
Chameleon Classroom System.....	22

ALMACENAJE

Hideaway Storage Carts.....	26
Hideaway Credenzas & Bookshelves.....	26
Hideaway Storage Tables.....	27

MESAS

Brainstorm Workbench.....	29
Imagination Island.....	30
Height Adjustable Tilt Table.....	32
Butcher Block Tech Table.....	33
ELD/BAS/BASE Tables.....	33

PODIOS, ESTACIONES DE CARGA

Multi-Maker Charging Cart.....	34
T1-10/15 Cabinet.....	35
LC-1-30/EZN/EZU Carts.....	36
LE Lectern/SPC/PSC Carts.....	37

OPCIONES, COLORES Y TERMINACIONES

General Information & Terms of Use.....	41
---	----



Appalachian State University
Products Pictured: IDEA Island

"CEF's innovative products facilitated a one stop shopping experience with designs specific to each program and purpose.

Cutting-edge product combined with remarkable customer support

-Joy, CEF Customer



NC State University
Products Pictured: Chameleon

UNIVERSITY



Adobe Digital Studio
Clemson University
Products Pictured:
ED 8, IDEA Island

NEW FOR 2023



Limber

PAGE 17

CEF's newest table creation! Instant transition from sitting to standing, tilts at any height, offers plenty of storage, is mobile and can fit through doorways!



TOUGH TOP

Available on the new Limber and many other products. See pg. 38 for options.



PING-PONG TABLE KIT

PAGE 12




HIDEAWAY BOOKSHELF

PAGE 26



CHAMELEON COMPUTER TABLE

PAGE 24



MAKERSPACE



THE ED TABLE SERIES

IIDA
INTERNATIONAL
INTERIOR DESIGN
ASSOCIATION

EDspaces
INNOVATION
AWARDS

2017 WINNER

ED Original

Anti-Microbial
UV Coated Top 



Integrated Trash
& Recycling

5" Heavy Duty All-Locking,
All-Swivel Casters

ED 8

Two Extra End Seats
Seating for 8

Integrated Pop-up
Electrical



ED Double

Double Storage Bins
Seating for 6



ROBOTICS BUMPER KIT

Fits all ED Series models! See more on pg.12





ALL INCLUSIVE - Introduced in 2017, CEF's award-winning Original ED Table quickly became sought after by schools across America for designs in classrooms, makerspaces, studios, and more, with two other popular iterations following soon after. This ground-breaking line of tables was designed with maximum efficiency for custodial staff, teachers, and students alike. Featuring mobility, ample storage, and integrated electrical, this table has everything you need - and it all comes standard for one all inclusive price.



Available in 36" & 42" heights

Quality product that pays for itself with reduction of ancillary products such as trash cans and cubby storage. Building Maintenance receives the product well also. Move it to clean. Thank you CEF Team. We look forward to placing more!
- Jamie, CEF Dealer



ED SERIES OVERVIEW

QUICK SHIP
AVAILABLE



ED Original

ED 8

ED Double

	ED Original		ED 8		ED Double	
Height	36"	42"	36"	42"	36"	42"
Seating/Stools	6 (24")	6 (30")	8 (24")	8 (30")	6 (24")	6 (30")
Grade Level	3 rd - University	6 th - University	3 rd - University	6 th - University	3 rd - University	6 th - University
Storage Bins	6	8	6	8	12	16
Electrical	2 AC, 2 USB	2 AC, 2 USB	2 AC, 2 USB 1 HDMI, 1 VGA	2 AC, 2 USB 1 HDMI, 1 VGA	2 AC, 2 USB	2 AC, 2 USB
Trash Cans	(2) 16 Gallon Bins	(2) 16 Gallon Bins	N/A	N/A	N/A	N/A
Storage Shelves	6	8	6	8	12	16
Top Dimensions	48"W x 84"L	48"W x 84"L	48"W x 84"L	48"W x 84"L	48"W x 84"L	48"W x 84"L
Center Storage	23"W x 33"L x 26"H	23"W x 33"L x 33"H	23"W x 39"L x 26"H	23"W x 39"L x 33"H	23"W x 39"L x 26"H	23"W x 39"L x 33"H

*For grades K-2nd check out the Chameleon on pg. 24



OPTIONS:

Storage Bin Dividers Backpack Hooks

Top Surface Options:



Butcher Block



Birch Plywood



High Pressure Laminate



Food Grade Stainless Steel



Chemical Resistant



NEW!
Tough Top Anti-Microbial




Laminate colors:



NEW!

NEW for 2023
24" & 30" Stool Colors:



Birch Bark



Purple Purple Orange Orange Green Green Black Black Yellow Yellow Mint Green Mint Green
White White Copper Copper Silver Silver Red Red Teal Teal Blue Blue Royal Blue



Adobe Digital Studio
Clemson University
Products Pictured:
ED 8, IDEA Island



IDEA ISLAND

Invent. Dream. Excite. Aspire.

**QUICK
SHIP**
AVAILABLE



Anti-Microbial
UV Coated Top



STANDARD

- 30", 34", or 42" Height
- Colored Legs
- 48"W x 84"L Table Surface
- Cable Management (Spine + All 4 Legs)
- 5" Heavy Duty All Locking & Swivel Casters
- 1.5" UV Coated Solid Maple Butcher Block Top
(Anti-Microbial/Stain & Chemical Resistant)

OPTIONS

- Backpack Hooks
- Robotics Bumper Kit
- Dual Dock Electrical Station
(4AC, 4USB, 1HDMI, 1VGA)
- Magnetic Mounted Stool Package:
seating for 6 or 8 (18", 24", or 30" height)

Top Surface Options:



Butcher
Block



Birch
Plywood



High Pressure
Laminate



Food Grade
Stainless Steel



Chemical
Resistant

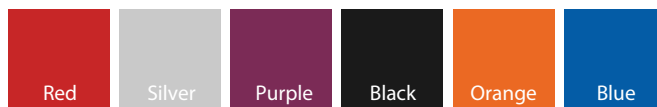


Tough Top
Anti-Microbial

NEW!



IDEA Leg & Robotic Kit Color Options:



ROBOTICS BUMPER KIT

The Robotics Bumper Kit allows you to quickly and easily dual-purpose any ED Table, IDEA Island, and select Brainstorm Workbenches! Just 10 pieces that can be put together in minutes - no tools necessary!

- 10 Piece Kit Includes:
- 4 Metal Corners
 - 4 Polycarbonate Sides
 - 2 Side Support Clamps

- Fits Table Top Sizes:
- 48" x 84"
 - 42" x 72"
 - 42" x 84"

See Brainstorm
Workbench
on pg. 29

NEW!

Removable Ping-Pong Kit
Coming Soon!





Shown in Woolamai Brush

THE QUAD POD

CREATE YOUR SPACE

Maker Table with Customizable Pods

Anti-Microbial UV Coated Top 

STANDARD

- 34" Height
- 48" x 48" Table Surface
- 16 Base Laminate Options
- 3" Heavy Duty All Locking & Swivel Casters
- 1.5" UV Coated Solid Maple Butcher Block Top (Anti-Microbial/Stain & Chemical Resistant)

OPTIONS

- 1" Anti-microbial Tough Top
- Flush Mount Electrical (2AC/2USB)
- Divider Inserts for Storage Bins
- Storage Bins & Lids
- Backpack Hooks

Customize your Quad Pod by choosing your pods.

Mix and match, or all the same - your choice!

*Only one trash bin pod quadrant per Quad Pod



Shown in Paintscape Steel with 24" Black Metal Stools

Pairs great with our 24" Stools (Magnetic Mount Not Available)



A



B



C



D


2 Internal Height Adjustable Shelves
Front Door

2 Internal Height Adjustable Shelves
Open Face

Trash Bin with Front Door
Trash Grommet in Butcher Block Top

2 Internal Height Adjustable Shelves
3 Storage Bins & Lids

Laminate colors:



CARRITOS DE ALMACENAJE STEWART STORAGE CART

TECH & LEARNING
BEST SHOW
AT ISTE 2017
WINNER



5 Storage Bins Per Side:

Storage Bin Dividers



QUICK SHIP
AVAILABLE

DIMENSIONS

19"W x 25.5"D x 31"H

Peg Board: 24" x 24"

BIN DIMENSIONS:

Outer: 3.5"H x 10.875"W x 16.5"L

Inner: 3"H x 9.25"W x 14.875"L

STANDARD

10 Storage Bins

5" Heavy Duty All Locking & Swivel Casters

Peg Board Side with Pack of 10 Hooks

OPTIONS

Lids for Each Storage Bin

Bin Dividers to Create Custom Storage
Additional Peg Board & Hooks for Other Side

DESIGNED BY STUDENTS

Meet Thomas, John, and Gabe! They are from Stewart Middle Magnet School in Tampa, FL and are the proud designers of the Stewart Storage Cart. The boys won a CEF design challenge through their maker space club and CEF manufactures their design.



CARRO MULTIUSOS MULTI-MAKER CART



See pg. 34 for charging unit details



STANDARD

- Pewter Laminate Color
- Locking Front Door
- Internal 6 Outlet Power Strip
- 3" All Locking & Swivel Casters
- 12 Year Warranty - Cart/Craftsmanship
- 3 Year Warranty on Electrical Components

DIMENSIONS

External: 26"W x 21"D x 39"H

Internal: 19.5"W x 15"D x 35"H

Side Folding Shelf: 16" x 16"

OPTIONS

- 16 Base Laminate Colors
- School or Company Logo
- Side-folding Shelf High - Left or Right
- Side-folding Shelf Low - Left or Right
- Pullout Shelf on Glides Inside
- Pullout Shelf Load Rating is 75lbs**
- Removable Charging Caddy
- Upgrade to 5" Wheels
- Upgrade to 6" Soft Balloon Wheels

MULTI-MAKER XL



STANDARD

- Pewter Laminate Color
- Locking Front Doors
- Pullout Shelf
- Pullout Shelf Load Rating is 100lbs**
- Pullout Keyboard Tray
- 3" All Locking & Swivel Casters
- Ventilation Fan & Gaps
- Peg Board Back for Additional Storage
- Internal 6 Outlet Power Strip w/ 20' Cord

OPTIONS

- Storage Bins
- Adjustable Shelf
- Side-folding Shelf
- Upgrade to 5" Heavy Duty Casters

DIMENSIONS

External: 36"W x 29"D x 41"H

Internal: 26.5"W x 19.5"D x 35"H

Top Surface: 36"W x 26"D

Peg Board: 24" x 24"

Pullout Shelf: 25.5"W x 18"D

Side Folding Shelf: 16" x 16"

External Width w/ Shelves Up: 60"

**QUICK
SHIP**
AVAILABLE

CLASSROOM





Limber

ALL NEW

Introducing our newest table creation, Limber! This innovative offering can seat up to 6 students from 3rd grade through University. Limber covers all the bases. It's mobile, fits through doorways, has an anti-microbial seamless tilting top, as well as a sit-to-stand pneumatic base, and plenty of storage!



Tilts at any height
Double-sided storage
Instant sit-to-stand transition
Fits through standard 36" doorways

STANDARD

- 1" Anti-microbial Tough Top
- 16 Laminate choices
- 8 Storage Bins
- Sit-to-Stand Tilt Table Top
- Height Adjustable Center Shelf

OPTIONS

- Undermount Electrical
- Locking Cabinet Doors
- Lids for Storage Bins

DIMENSIONS

Table Top - 41.5"W x 73.875"L

Base - 54" x 22"

Base (caster to caster) - 61.5" x 33"

Center Cabinet (Internal)

Cabinet width - 25.5"

Cabinet depth - 20.5"

Cabinet height - 20.5"

Side Cabinets (Internal)

Side Cabinet width - 12.5"

Side Cabinet depth - 17.5"

Side Cabinet height - 20.5"

Sit to Stand Heights

Height (Table Top Flat) - 30" - 48"

Height (Table Top Tilted) - 61" - 78.5"



*Magnetic mount not available

Scan to see it in action!



NEW! - TOUGH TOP

"Tough Top" is CEF's new top option that will be a game changer in the classroom! This 1" antimicrobial composite wood substrate is powder coated, tough as nails, can be hit with a hammer, and have little to no signs of damage. This powder coating technique creates a seamless finish that covers the entire surface including edges and undersides. There are simply no cracks and crevices where germs and bacteria can accumulate, making it ideal for the classroom.

Tough Top Options:

Ask about other color options!



Base Laminate Colors:



NEW!

SIT-TO-STAND TEACHER DESK



Shown in Woolamai Brush

Sitting Height: 30"

Internal 6 Outlet Powerstrip with 20' Cord

Pneumatic base allows for an instant transition from sitting to standing position! Can also be ordered separately - podium only or sit-to-stand desk only.



Shown in Winter Sky

Max Standing Height: 49"

STANDARD

- 6 Outlet Power Strip
- Locking Front Door
- HPL Modesty Panel
- 2 Internal Height Adjustable Shelves
- Top & Side Grommets for Electrical
- 3" All Locking & Swivel Casters

DIMENSIONS

External Cart: 29"W x 20"D x 41"H


Internal Cart: 23"W x 15"D x 35"H

Table Surface: 23"W x 48"L

Modesty Panel: 45"W x 15"H

Laminate colors:

NEW!

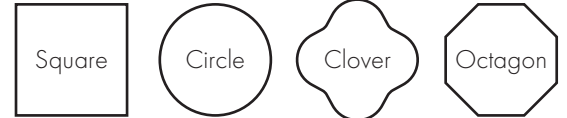


Total Length: 77"

CREATION CUBE

This adorable 4 seater has a small foot print and is offered with four top shapes to choose from! The double-sided base ships standard with backpack hooks & shelves.

Choose your top shape:



Shown in Paintscape Steel
Cloverleaf top with Purple Edge Banding



QUICK SHIP
AVAILABLE

STANDARD

- 30" or 34" height
- 16 Laminate choices
- Open face-double sided storage
- Internal backpack hooks (4 per table)
- Shelves (4 per table)

OPTIONS

- 1" Anti-microbial Tough Top
- Butcher Block or Birch Plywood Top (Square shape only)
- Double Doors (Locking available)
- Flush Mount Electrical (2USB/2AC)
- Under Mount Electrical (2USB/2AC)
- Magnetic Mounted Stool Package (18" or 24" height)

Available in 30" & 34" Heights




Shown with optional double doors



DIMENSIONS

- Depth per side - 12" (with doors 11")
- Internal width - 22"
- Internal height on 30" base - 22.5"
- Internal height on 34" base - 26.5"
- Cabinet width - 24"
- Base width - 30"
- Top width - 48"
- Heights - 30" & 34"
- Each cloverleaf is 24" wide
- Shelves - 11" deep & 12" wide
- Top overhang - 11.75"


HPL Top Laminate Options:



Edge Banding Options:



NEW!



Base Laminate Colors:

DRY ERASE NESTING TABLES



Triangle Tables Shown in Folkstone Hex
Hourglass Table Shown in Dry Erase



STANDARD

Dry Erase or Laminate Surface
Black Edge Banding
22"-30" Adjustable Legs
Hourglass or Triangle Shapes

OPTIONS


3" All Locking & Swivel Casters
Colored Edge Banding
1" Anti-microbial Tough Top

Create a variety of shapes & seating arrangements!

DIMENSIONS

- Triangle: 30" x 36"
- Hourglass: 35" x 45"
- Triangle XL: 47" x 39"
- Hourglass XL: 59" x 45"
- Height Adjustable Legs: 22"-30"

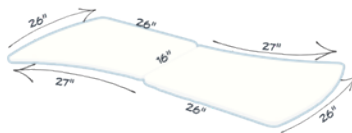
HPL Top Laminate Options:



Edge Banding Options:



Multiple Configurations!



INDIVIDUAL STUDENT DESK

This 5/8" solid core phenolic student desk offers incredible durability and needs no edge banding or T-molding. We offer standard colors for quick ship, but have the availability to custom order colors for large volume.

Height Adjustable Legs: 22"-30"
Add 3" with Casters

STANDARD

- Anti-Bacterial
- Anti-Microbial
- Fire Resistant
- Chemical Resistant
- Stain Resistant
- Wet/Heat Tested
- Dry Heat Tested
- Low Emission





In all of my years of teaching I have never had one piece of furniture change the dynamic of my classroom like this table. I absolutely love it!
- Sharon, NC Teacher

COLLABORATION TEAM TABLE

HEIGHT ADJUSTABLE



Optional Pneumatic Sit-to-Stand Base!

DIMENSIONS

- Height Adjustable Legs: 24" - 36"
- Table Width: 36"
- Table Lengths: 48", 60", or 72"

STANDARD

- 24"-36" Adjustable Legs
- Dry Erase or Laminate Surface
- Black Edge Banding

OPTIONS

- 3" All Locking & Swivel Casters
- Colored Edge Banding
- Pneumatic Sit-to-Stand Base: 30"-49"
- 1 or 2 Flush Mount Electrical (2 AC/2 USB)
- Storage Bins, Lids, & Dividers

Edge Banding Options:

Red	Yellow	Orange	Royal Blue
Sky Blue	Lime Green	Grey	Purple

STANDARD TILT TABLE

Engaging tilt table for hands-on, interactive learning!

STANDARD

- 1" Dry Erase Surface
- Tilting Base Mechanism
- All-Locking, Swivel Casters

AVAILABLE SIZES

- 30"W x 48"L x 29"H
- 30"W x 60"L x 29"H
- 30"W x 72"L x 29"H



Standard edging is Black. Available in 8 different edge banding colors.









CUSTOM BUILD YOUR CHAMELEON CLASSROOM


The most versatile classroom system yet! Customize your seating or storage by choosing a base from various pod configurations, heights, and table top sizes!

STEP 1: Choose Frame Size



STEP 2: Choose Pod Types, Height, & Color

Available in 26", 29", 34", & 42" Heights




POD DIMENSIONS

- 22.5"W x 17"D x 17"H
- 22.5"W x 17"D x 25"H
- 22.5"W x 17"D x 33"H

STEP 3: Choose Top Size & Type



- 30" x 50"
2-Pod
Seats 2-4
- 30" x 74"
2-Pod ADA, 3-Pod
Seats 3-6
- 40" x 70"
2-Pod
Seats up to 6
- 40" x 94"
3-Pod
Seats up to 8




Top Surface Options:



- Butcher Block
UV Coated
Anti-Microbial
- High Pressure
Laminate
- Dry Erase
Marker Board
- Chemical
Resistant
- Food Grade
Stainless Steel

Laminate colors:



NEW!

STANDARD

- 3" All Locking & Swivel Casters
- 1.5" Solid Maple UV Coated Butcher Block Top
- Heights Available (**Overall**): 26", 29", 34", 42"

OPTIONS

- Locking Doors
- Backpack Hooks
- High Pressure Laminate Top
- Food Grade Stainless Steel Top
- Dry Erase Marker Board Top
- Chemical Resistant Top
- Under Mount Electrical (2 AC/2USB)
- Magnetic Mount Seating Packages:
2 - 8 Stools Depending on Top Size

A FORM FOR EVERY FUNCTION

2 - 3 STUDENT DESK



ADA COMPLIANT



Shown in Paintsrape Steel Overhang at 34" Height for ADA Compliance



COMPUTER LAB



TEACHER DESK

MAKER TABLES



26" 2 Pod Frame - 40 x 70 Top
Shown in Tangerine



42" 3 Pod Frame - 40 x 94 Top
Shown in Layered Sand



Pods can be wall mounted!

CUSTOM STORAGE



HIDEAWAY STORAGE CARTS & CREDENZAS

Fully customizable mobile storage! Order with storage bins, shelves, or a combination of both. Available in our 16 base laminate options.

SINGLE & DOUBLE-SIDED CARTS



AVAILABLE HEIGHTS

23", 31", 39"



SINGLE-SIDED DIMENSIONS

- 28"W x 18"D x 23"H - 6 Storage Trays
- 28"W x 18"D x 31"H - 10 Storage Trays
- 28"W x 18"D x 39"H - 12 Storage Trays
- 3" Heavy Duty Casters
- Optional Double Locking Doors
- Optional 1.5" Butcher Block Top
- Optional Lid & Inserts available

DOUBLE-SIDED DIMENSIONS

- 28"W x 37"D x 23"H - 12 Storage Trays
- 28"W x 37"D x 31"H - 20 Storage Trays
- 28"W x 37"D x 39"H - 24 Storage Trays
- 3" Heavy Duty Casters
- Optional Double Locking Doors
- Optional 1.5" Butcher Block Top
- Optional Lid & Inserts available

*Only Available Single-Sided

58" HIDEAWAY STORAGE CART

- 28"W x 18.5"D x 58"H - Overall
- 26"W x 17"D x 52"H - Internal
- 22 Storage Trays
- Height Adjustable Split Shelves
- 3" Heavy Duty Casters
- Optional Double Locking Doors

STORAGE CREDENZAS

Mobile storage credenzas, custom built with shelves, bins, or both!

CREDENZA DIMENSIONS:

- Available Heights: 31", 39"
- Available Lengths: 48", 55"
- Internal Height on 39"H (per pod) - 33"
- Internal Height on 31"H (per pod) - 25"
- Internal Width on 48"L (per pod) - 22"
- Internal Width on 55"L (per pod) - 26"
- Internal Depth: 17"
- 3" Heavy Duty Casters
- Optional Backpack Hooks
- Optional Locking Doors
- Optional Lids & Inserts Available



HIDEAWAY BOOKSHELF - NEW!



BOOKSHELF DIMENSIONS:

- 55"W x 19"D x 46"H - Overall
- Top Internal Shelf Depth: 10"
- Middle Internal Shelf Depth: 12"
- Bottom Internal Shelf Depth: 17.75"
- Internal Height (total): 40"
- Internal Width (per side): 26"
- 3" Heavy Duty Casters



AVAILABLE HEIGHTS

26", 29", 34", 42"



OPTIONS

- 1.5" UV Coated Butcher Block Top
- 1" Anti-microbial Tough Top
- Double Locking Doors
- Storage bins (lids & inserts available)
- Under Mount Electrical (2USB/2AC)
- Magnetic Mounted Stool Package
- Backpack Hooks



Anti-Microbial
UV Coated Top 

Laminate colors:

NEW!



NEW!
Tough Top
Anti-Microbial



SINGLE-SIDED DIMENSIONS

- Top - 49" x 40"
- Overhang - 10.5" (front/back)
- Overhang - 10.25" (sides)
- Seating for 4

BASE:

- 28"W x 18"D x 23"H - 6 Storage Trays
- 28"W x 18"D x 31"H - 10 Storage Trays
- 28"W x 18"D x 39"H - 12 Storage Trays
- Split shelves - 12.5" wide, 17" deep
- Internal height on 26" base - 17"
- Internal height on 34" base - 25"
- Internal height on 42" base - 33"
- 3" Heavy Duty Casters

DOUBLE-SIDED DIMENSIONS

- Top - 49" x 60"
- Overhang - 11.63" (front/back)
- Overhang - 10.75" (sides)
- Seating for 6

BASE:

- 28"W x 37"D x 23"H - 12 Storage Trays
- 28"W x 37"D x 31"H - 20 Storage Trays
- 28"W x 37"D x 39"H - 24 Storage Trays
- Split shelves - 12.5" wide, 17" deep
- Internal height on 26" base - 17"
- Internal height on 34" base - 25"
- Internal height on 42" base - 33"
- 3" Heavy Duty Casters

TABLES






Brainstorm Workbench



NEW! Magnetic Mounted stools now available on Brainstorm Workbenches



Chemical Resistant Top



STANDARD

- 1.5" UV Coated Solid Maple Butcher Block Top (Anti-Microbial/Stain & Chemical Resistant)
- Full Square Steel Frame
- Four Post Leg Design
- Colored Legs
- Corner Gussets for Added Support
- 3" Heavy Duty All Locking & Swivel Casters

OPTIONS

- Chemical Resistant Phenolic Core Top
- High Pressure Laminate Top
- Under Mount Electrical (2USB/2AC)
- Backpack Hooks
- Glides for Legs
- Magnetic Mounted Stool Package
- Robotics Bumper Kit (only on 42"x72" & 42"x84")

DIMENSIONS

48 DIFFERENT SIZES AVAILABLE!

AVAILABLE HEIGHTS: 26", 30", 34", 42"

4 heights in the following dimensions:
(34" height is ADA Compliant)

24"W x 60"D	30"W x 60"D	36"W x 60"D	42"W x 60"D
24"W x 72"D	30"W x 72"D	36"W x 72"D	42"W x 72"D
24"W x 84"D	30"W x 84"D	36"W x 84"D	42"W x 84"D

Leg & Robotics Bumper Kit Color Options:





Imagination Island



42" Height 30" x 50" Top
Shown in Folkstone Hex
with Purple Stools

STANDARD

- ADA Compliant - 34" Height Table
- 3" Heavy Duty Casters
- 1.5" Solid UV Coated Maple Butcher Block Top
- Left & Right Electrical Ready Pop-out Template
- Cable Management for Electrical



Shown left to right: Winter Sky,
Folkstone Hex, Liquid Glass

OPTIONS

- High Pressure Laminate Top
- Chemical Resistant Top
- Dry Erase Marker Board Top
- HPL Modesty Panel
- U6 Electrical (2 AC/2USB) - Max 4 Per Table
- Backpack Hooks
- Magnetic Mounted Stool Package: 2-3 People



All sizes shown
without modesty panel

30" x 74"

TOP SIZES:

30" x 50"



AVAILABLE HEIGHTS:

26", 29", 34", 42"

*See pg. 39 for Laminate & Stool Colors

The HATT HEIGHT ADJUSTABLE TILT TABLE



Instantly and effortlessly raise, lower, or tilt with levers




AVAILABLE IN 3 SIZES:

30" x 60" 36" x 48" 36" x 72"

NEW!
Now available with Tough Top



Lowest Sitting Height: 29"



Max Standing Height: 47"

*Add 3" with Casters

STANDARD

Quiet Pneumatic Lifting Mechanism
Available in 6 Marker Board Colors

DIMENSIONS

Lowest Sitting Height: 29"

Highest Standing Point (Not tilted): 47"

Lowest Tilted Height (Floor to top of table): 47"

Highest Tilted Height (Floor to top of table): 65"

Optional Casters - Add 3" to all above heights

HATT Table Marker Board Options:



Perfect for Corporate, Healthcare, & Educational Instruction at all age levels!



BUTCHER BLOCK TECH TABLE



Sit-to-Stand Base
Highest: 49"
Lowest: 30"



STANDARD

1.5" Solid Maple UV Coated Butcher Block Top
Height Adjustable Legs

OPTIONS

Flush or Undermount Electrical (2 AC/2 USB)
Cable Management Tray
Pneumatic Sit-to-Stand Base
Monitor Arm
Mounted Storage Bins
3" All Locking & Swivel Casters

AVAILABLE SIZES

30" W x 48" L

30" W x 60" L

36" W x 72" L

ELD 'FLIPPER' TABLE



BAS/BASE & ELD SIZES:

Table Height: 26.5"

Table Depth: 25"

Table Length: 30", 36", 48", 60", 72", 84"

BAS/BASE & ELD Laminate Options:



BAS - BASE TABLE



OPTIONS

Flush Mount Electrical
Height Adjustable Legs (23"-30")
3" All Locking & Swivel Casters
6 Outlet Surge Protector - 20 ft Cord

CHARGING CARTS

THE MULTI-MAKER CHARGING CART

Versatile. Recyclable. Re-purpose.

Convert our Multi-Maker Cart into the perfect charging cart with removable charging boxes that house devices in 10, 15, & 18 slot increments. Add two boxes to double the amount of devices!

Charging boxes offer adjustable slot dividers & internal electrical which also includes storage for all charging cords to create an organized system for your devices.

STANDARD:

- Multi-Maker Shell in Pewter Finish
- Heavy Duty 3" All-Locking/Swivel Casters
- Front Locking Door
- Ventilation Gaps
- Top Grommet for Laptop Workspace
- One Internal Mounted Shelf


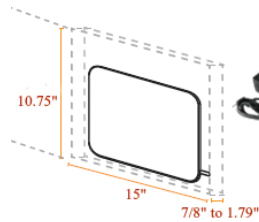
OPTIONS:

- Choice of 10, 15, or 18 Slot Charging Boxes
- Clever Current Charging System (Intelligent Charging)
- Pullout Shelf on Heavy Duty Glides
- Side Folding Shelf or Shelves
- School or Company Logo
- 5" or 6" Casters
- 6 Outlet Power Strip



Shown in Pewter with 36 devices & optional side folding shelf

Overall Dimensions:
28"W x 21"D x 41"H



Customize with
Organizational Logo!



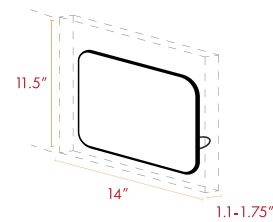
T1-10 & 15 CHARGING CART

Petite & Wall Mountable



Overall Dimensions: 23"W x 18"D x 22"H

Laminate Options:



STANDARD

- Front Locking Door
- Numbered Charging Slots
- Built-in Electrical Ventilation Gap
- Cable Management
- Side Cord Wraps
- Side Grommet Hole

OPTIONS

Clever Current Charging System



CLEVER CURRENT CHARGING SYSTEM

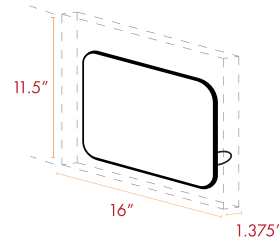


CLEVER CURRENT CHARGING SYSTEM

CEF's proprietary Clever Current intelligent charging offers controlled cycled charging. Mounts in the center outside side panel & has two additional power outlets. Ask for details!



LC-1-30 CHARGING CART



STANDARD

- 30 Numbered Charging Slots
- Front & Back Locking Doors
- 36 Surge Protected Outlets
- Rear Cord Management
- Large Push Handle & Cord Wraps
- Top Grommet
- 5" Heavy Duty Casters

OPTIONS

- Clever Current Charging System
- Rear Power Brick Storage Trays
- 6" Balloon Casters
- Different Keyed Locks

Overall Dimensions: 24"W x 27"D x 40"H

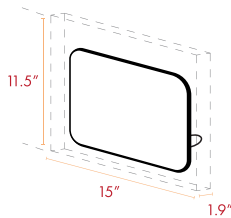
EZN CHARGING CART

STANDARD

- Offered in 16, 24, 32 Slots
- Front Locking Doors
- Surge Protected Outlets
- Pullout Drawer Cord Management
- Large Push Handle & Cord Wraps
- Top Grommet
- 5" Heavy Duty Casters

OPTIONS

- 6" Balloon Casters



Overall Dimensions:
 EZN 16: 23.5"W x 22.63"D x 46"H
 EZN 24: 32.75"W x 22.63"D x 46.375"H
 EZN 32: 38.63"W x 22.63"D x 46.375"H

EZU CHARGING CART



STANDARD

- 32 Charging Slots
- Front Locking Doors
- Surge Protected Outlets
- Cord Management
- Large Push Handle & Cord Wraps
- 5" Heavy Duty Casters

OPTIONS

- 6" Balloon Casters

Overall Dimensions: 23.5"W x 22.63"D x 51.75"H

Laminate options for all of the above:



LE LECTERN

Front & Rear Access

Laminate options for all of the below:



Overall Dimensions: 24.5"W x 25.75"D x 46.5"H

STANDARD

- Front & Back Locking Doors
- Side & Back Privacy Surround
- Keyboard Tray Pullout Shelf
- Top Cable Grommet
- Side Top & Bottom Grommets
- 3" All Locking & Swivel Casters
- 6 Outlet Surge Protector - 20 ft Cord
- Back Cable Management Gap

OPTIONS

- 24" x 24" Side Shelf
- Electrical Mount (2AC/2USB)
- Rack Rails & Interior Shelves

STANDARD

- Bottom Right & Left Storage
- 5" All Locking & Swivel Casters
- Locking Doors
- Cable Management
- 6 Outlet Surge Protector - 20 ft Cord
- Top Locking Compartment with Pen Pullout
- Top Grommet Holes

OPTIONS

- 20" x 24" Side Folding Shelf
- Internal Pullout Shelf
- Flush Mount Electrical (2AC/2USB)



Overall Dimensions: 36"W x 27"D x 38"H

SPC MEDIA CART

All-Purpose Large Media Cart

PSC MEDIA CART

All-Purpose Small Media Cart



Overall Dimensions: 23"W x 20"D x 36"H

STANDARD

- Keyed Locking Door Opens 270°
- Top Cable Grommet
- 3" All Locking Heavy Duty Casters
- 6 Outlet Surge Protector - 20 ft Cord

OPTIONS

- Internal Adjustable Shelves
- Pullout Shelf on Glides
- 18" x 18" Side Folding Shelf (standing or sitting height)

OPTIONS & UPGRADES

Integrated Pop-Up, Flush, & Under Mount Electrical



Table Top Surface Options:



Table Name:	Butcher Block	Birch Plywood	Food Grade Stainless Steel	High Pressure Laminate	Dry Erase Marker Board	Chemical Resistant	NEW! Tough Top
BB Tech Table	×						
Brainstorm Workbench	×			×		×	
Chameleon	×		×	×	×	×	
Collaboration Table					×		
Creation Cube	×	×		×	×		×
ED Tables	×	×	×	×	×	×	×
HATT Table					×		×
Hideaway Tables	×			×			×
IDEA Island	×	×	×	×		×	×
Imagination Island	×			×	×	×	
Nesting Tables				×	×		×
Limber							×
Quad Pod	×						×

Storage Bin Dividers



Backpack Hooks




COLORS & FINISHES

Laminate colors:



IDEA Island Legs, Brainstorm Legs, & Robotics Bumper Kit Color Options:



HATT Table Marker Board Options:



Edge Banding Options:
(Creation Cube, Nesting Tables, Collab Tables)



Metal Stools Not Sold Individually - Must Accompany CEF Product

24" & 30" Metal Stool Colors:



24" & 30" High Back Stool Colors:
Not Compatible With Magnetic Mount



18" Metal Stool Colors:



Table Height & Accompanying Stool Size

Stool Size	Table Height
18"	26", 29", 30"
24"	34", 36"
30"	42"





BETANCES

Professional Services and Equipment, Inc.